



## PL-8237

*Fountain Series*  
Kitchen Faucet

### Features

- Single Lever Handle Allows for Both On/Off Activation
- Ceramic Disc Valves Exceed Industry Longevity Standards for a Lifetime of Durable Performance
- 1.8 gal/min (6.84 l/min) Maximum Flow Rate [Max at 60 psi (4.1 bar)]
- Hot/Cold Indexing on Handle
- Flexible Supplies for Simplified Installation
- Backflow Protection







### Material

- Ceramic Cartridge
- Premium Metal Construction
- Finishing Resists Corrosion and Tarnishing

### Available Color/Finishes

Intended for reference only

Color	Description
	Chrome
	Brushed Nickel
	Matte Black
	Brushed Gold

### Installation

- Single Hole

### Codes/Standards

- ADA Compliant

---

6140 Ulmerton Road Clearwater, FL 33760

Phone: (727) 388-9895

Fax: (727) 362-1281

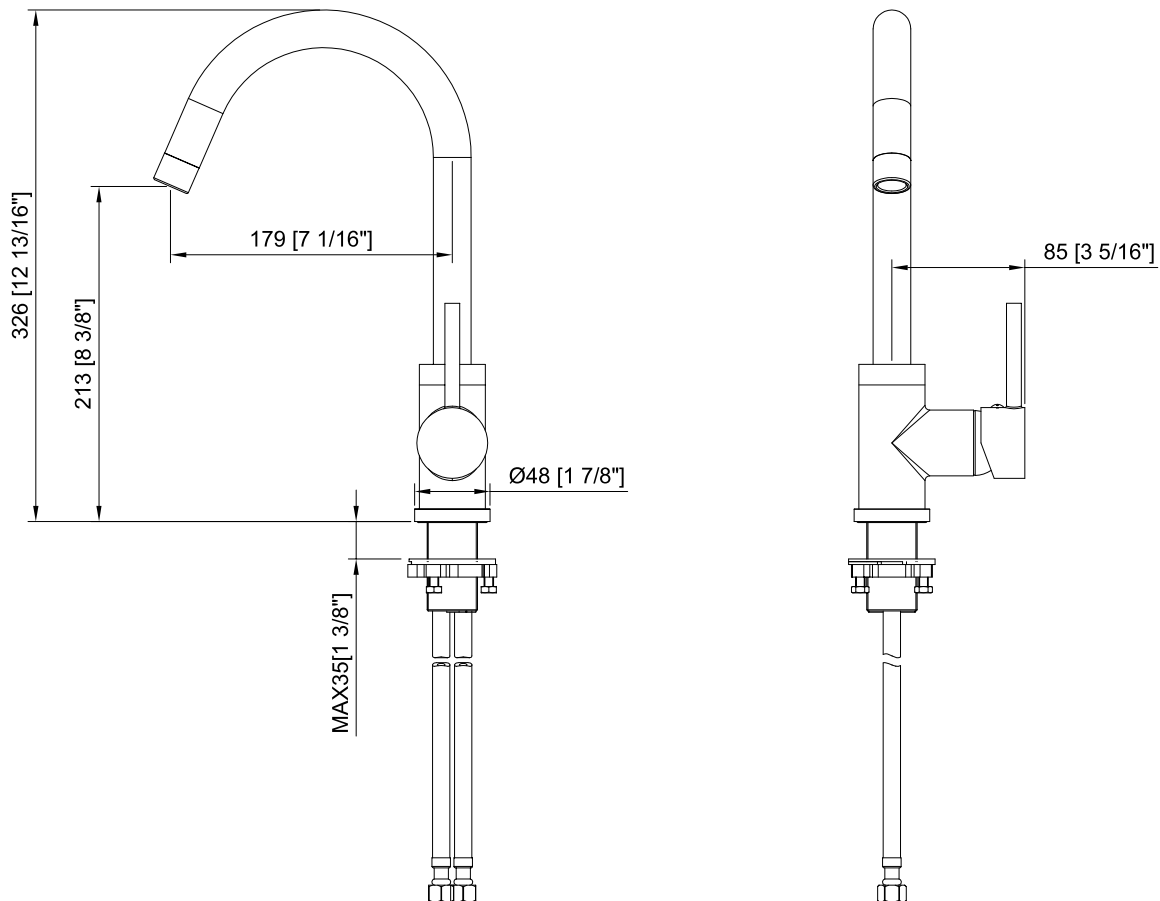
*For the most current Specification Sheet, go to [www.pelicansinks.com](http://www.pelicansinks.com)*





## PL-8237

Fountain Series  
Kitchen Faucet



### Technical Information

All product dimensions are nominal

Spout Length: 7 1/16"

Spout Height: 8 3/8"

Overall Height: 12 13/16"

Flow Rate: 1.8 gal/min (6.84 l/min)

Pressure: 60 psi (4.1 bar)

Valve Body: Lead Free Brass

Drain Included: No

### Installation Information

Install this product according to the installation instructions.

### Limited Lifetime Warranty

See website for detailed warranty information.

6140 Ulmerton Road Clearwater, FL 33760

Phone: (727) 388-9895

Fax: (727) 362-1281

For the most current Specification Sheet, go to [www.pelicansinks.com](http://www.pelicansinks.com)

